

A New Tool For Measuring Damaged Starch in Flour

A. Dubat(1), S. Geoffroy(1), E. Lecomte(1), J.C. Catonné(2), J. Deruelle(2)

(1) Chopin SAS, 20 avenue Marcellin Berthelot, Villeneuve la garenne, France adubat@tripette.com

(2) Conservatoire National des arts et métiers (CNAM), Chaire d'électrochimie, Paris, France

Introduction

Damaged starch is of a major importance in all wheat flour based products. It can increase the water absorption capacity of the flour. In excess, it can cause sticky dough and, at a later stage, flat undeveloped breads with a very coloured (red) crust. Despite this fact, in many countries, starch damage is not a daily control. One of the reasons is that the standard enzymatic methods (AACC, Farrand, Audidier...) are quite long and complicated.

The need for a fast, simple and accurate measurement is real. Based on the Rapid F.T. experience, Chopin decided, in association with the CNAM to propose a new tool : the SDmatic (Fig.1).

Principle

The solution is heated to 35°C free iodine is electrochemically produced thanks to the specific probe (Fig. 2 & 3). This creates an electrical current. The same probe will measure the current decrease resulting of the fixation of free iodine with damaged starch.



Figure 1

Operations

A solution is prepared with 120ml distilled water, 3 grams Potassium iodide, 3 grams Boric acid and 1 drop of Sodium thiosulfate (Fig. 4). When iodine has been created (see principle), 1 gram of flour is automatically introduced into the solution (Fig.5).

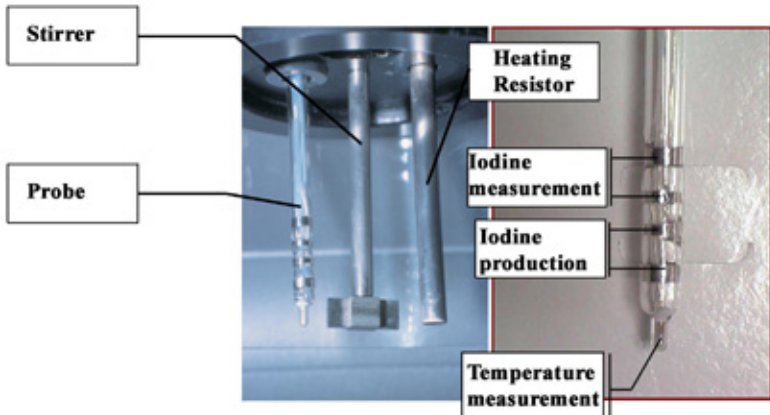


Figure 2

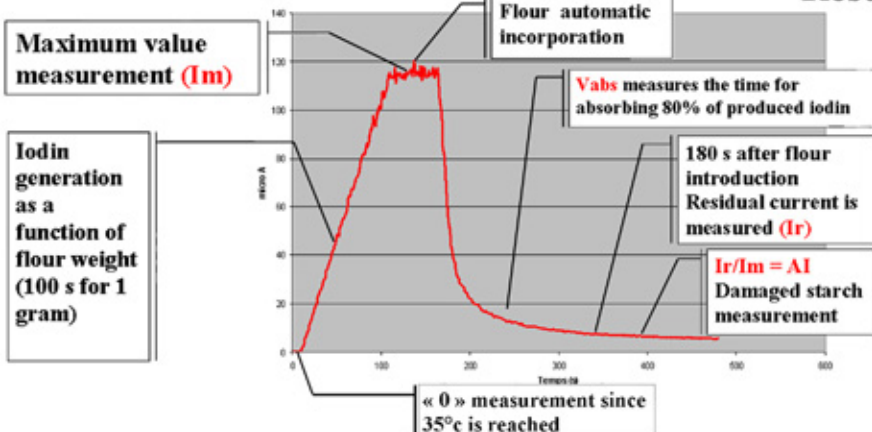
Figure 3



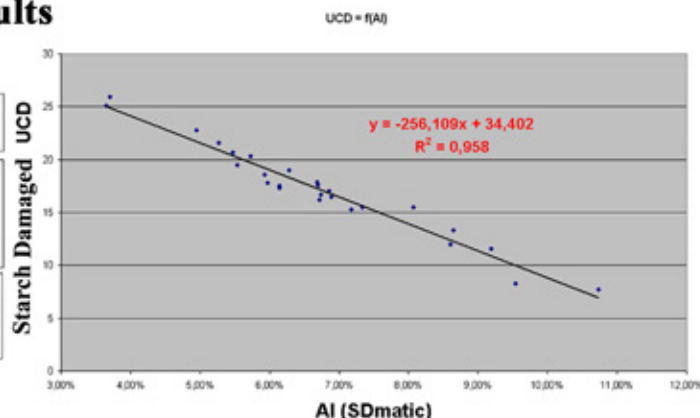
Figure 4



Figure 5



Results



Zone Industrielle du Val de Seine – 20, avenue Marcellin-Berthelot 92390 Villeneuve-la-Garenne – France

Tél. : 33 (0)1 41 47 50 88 – Fax : 33 (0)1 47 92 28 27 – Télex : 615 604 F

E-Mail : adubat@tripette.com – Internet : <http://www.chopin-sa.com>

S.A.S. au capital de 997 500 € – SIRET 403 156 441 00020 RCS NANTERRE – TVA : FR 403 156 441 00020 – APE 332 B